



lumini Solucoes em Iluminacao LTDA
www.lumini.com.br
Email:laboratorio@lumini.com.br
Tel:+55 11 3437-5555 Fax:+55 11 3437-5555
Address:Rua Ferreira Viana, 716 - Socorro - São Paulo/SP

lumini

LumCAT:

Luminaire: focus sm r bath serie 3 e fa

LampCAT: modulo led 6W 30K irc 90

Ballast type: led driver 180mA

Report No:

Voltage(V): 127.0000

Test No:

Current(A): 0.0560

Number of Lamps: 1

Power (W): 7.0700

Lamp flux(lm): 900.0

PF: 0.9700

Length(mm): 55

Width(mm): 55

Phm Type: C

Height(mm): 0

Photometric Results

Lumens(lm): 771.67, Efficiency(%): 85.74% , Luminous Efficacy(lm/W): 109.15

Central intensity(cd): 2620.264, Maximum intensity(cd): 2620.264

Angle of maximum intensity: C=0.0 γ =0.0

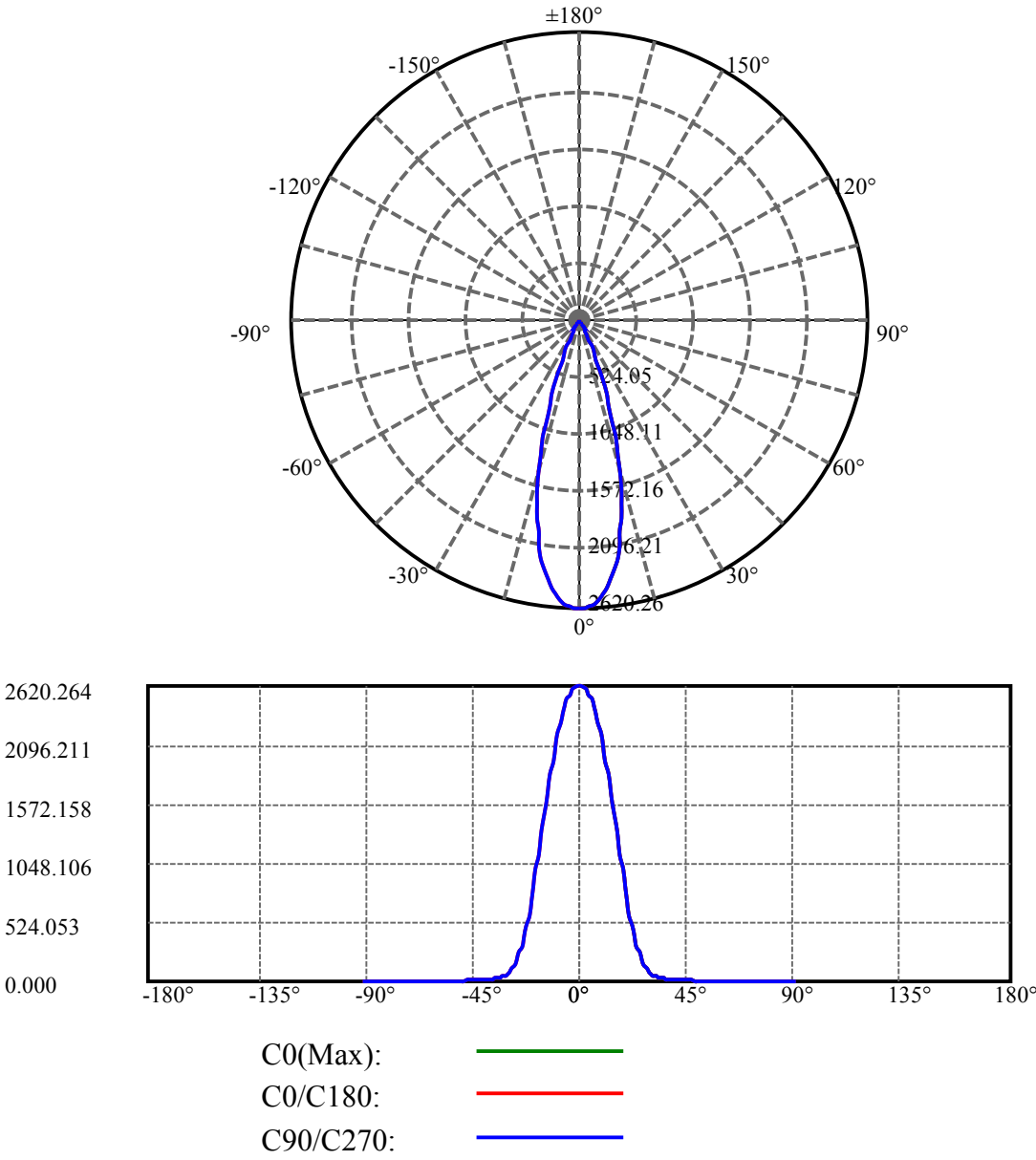
Beam angle of C0 plane : 31.52

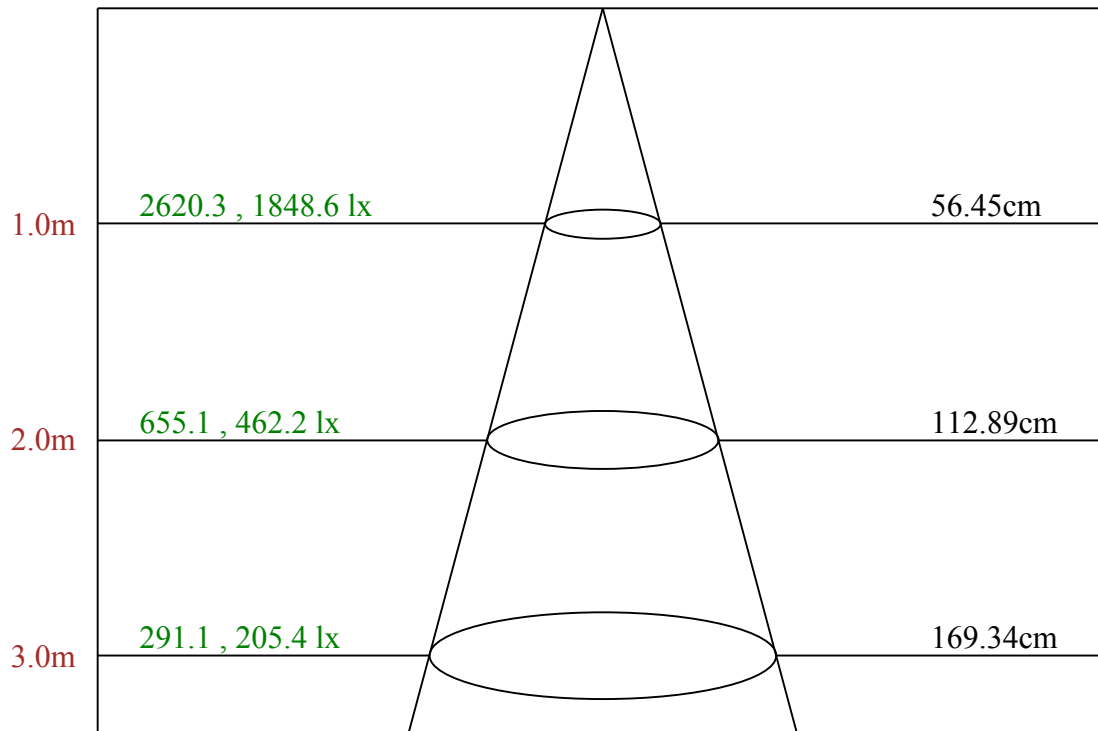
Aveage BeamAngle(IEC 61341):31.52

Equipment: equipamento lumini
Temperature(°C): 25.5

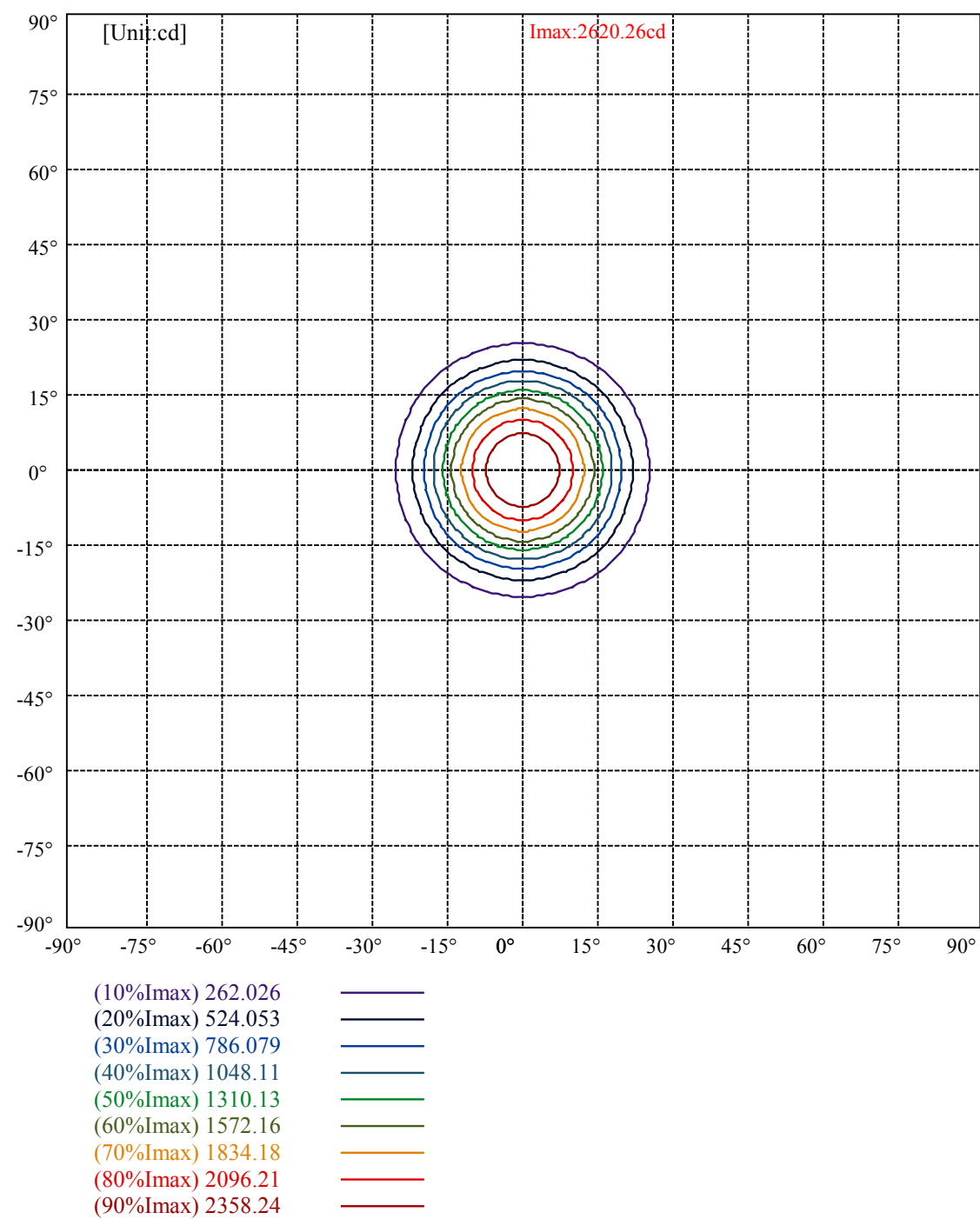
Date: 20/09/2024
Humidity(%): 55.0%

Operator: 01
Distance(m): 6.90





Max , Ave Beam angle of C0 plane 31.52



lumini

Luminance Limiting Curve(no luminous side)

Appendix Page: 5 Total:6

Luminance Table

γ	45	50	55	60	65	70	75	80	85
C0	4496	3208	2140	2046	2123	2393	3041	4441	8668
C45	4496	3208	2140	2046	2123	2393	3041	4441	8668
C90	4496	3208	2140	2046	2123	2393	3041	4441	8668

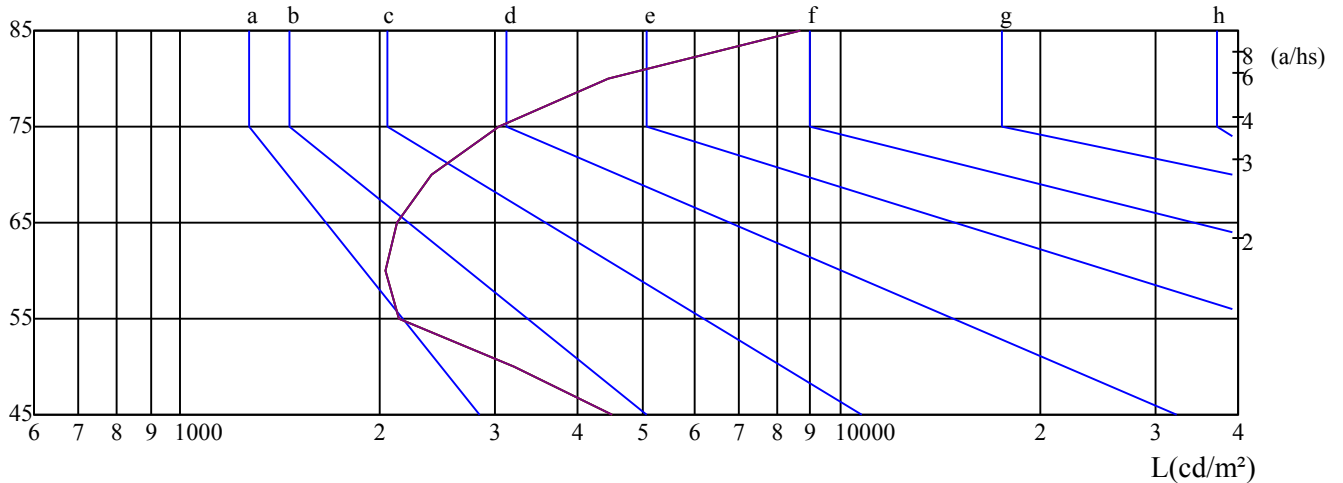
L(Hor)(65)	L(Ver)(65)	L45(65)	L(Hor)(75)	L(Ver)(75)	L45(75)	L(Hor)(85)	L(Ver)(85)	L45(85)
2123	2123	2123	3041	3041	3041	8668	8668	8668

Glare Table

Glare	Quality	Service Values Illuminance(lx)							
1.15	A	2000	1000	500	≤ 300				
1.5	B		2000	1000	500	≤ 300			
1.85	C			2000	1000	500	≤ 300		
2.2	D				2000	1000	500	≤ 300	
2.55	E					2000	1000	500	≤ 300
		a	b	c	d	e	f	g	h

Luminance Limiting Curve

$\gamma(^{\circ})$



C0 ———

C45 ———

C90 ———

Equipment: equipamento lumini
Temperature($^{\circ}$ C): 25.5

Date: 20/09/2024
Humidity(%): 55.0%

Operator: 01
Distance(m): 6.90

Illumination assessment according UGR											
Rf of Ceiling	70	70	50	50	30	70	70	50	50	30	
Rf of Wall	50	30	50	30	30	50	30	50	30	30	
Rf of Floor	20	20	20	20	20	20	20	20	20	20	
Room dimensions		Viewed crosswise					Viewed endwise				
X	Y										
2H	2H	7.06	7.97	7.42	8.28	8.60	7.06	7.97	7.42	8.28	8.60
	3H	7.84	8.65	8.23	8.99	9.34	7.84	8.65	8.23	8.99	9.34
	4H	8.54	9.29	8.94	9.65	10.02	8.54	9.29	8.94	9.65	10.02
	6H	9.64	10.33	10.06	10.70	11.10	9.64	10.33	10.06	10.70	11.10
	8H	10.37	11.03	10.80	11.41	11.82	10.37	11.03	10.80	11.41	11.82
	12H	11.29	11.91	11.71	12.30	12.72	11.29	11.91	11.71	12.30	12.72
4H	2H	7.12	7.87	7.52	8.22	8.59	7.12	7.87	7.52	8.22	8.59
	3H	8.20	8.83	8.63	9.23	9.64	8.20	8.83	8.63	9.23	9.64
	4H	9.22	9.76	9.66	10.19	10.64	9.22	9.76	9.66	10.19	10.64
	6H	10.61	11.09	11.08	11.54	11.99	10.61	11.09	11.08	11.54	11.99
	8H	11.54	11.99	12.03	12.45	12.92	11.54	11.99	12.03	12.45	12.92
	12H	12.67	13.08	13.16	13.53	14.06	12.67	13.08	13.16	13.53	14.06
8H	4H	9.61	10.06	10.10	10.52	10.99	9.61	10.06	10.10	10.52	10.99
	6H	11.33	11.69	11.83	12.17	12.68	11.33	11.69	11.83	12.17	12.68
	8H	12.53	12.83	13.07	13.36	13.85	12.53	12.83	13.07	13.36	13.85
	12H	13.91	14.14	14.46	14.66	15.18	13.91	14.14	14.46	14.66	15.18
12H	4H	9.74	10.15	10.23	10.60	11.13	9.74	10.15	10.23	10.60	11.13
	6H	11.62	11.93	12.16	12.45	12.95	11.62	11.93	12.16	12.45	12.95
	8H	12.91	13.14	13.46	13.66	14.18	12.91	13.14	13.46	13.66	14.18
Variation with the observer position at spacings:											
S = 1.0H		2.1/-1.6					2.1/-1.6				
S = 1.5H		2.5/-1.5					2.5/-1.5				
S = 2.0H		2.9/-1.3					2.9/-1.3				
Standard tables:		BKBF					BKBF				
Uncorrected UGR		-4.0					-4.0				

依据CIE Publ. 117 计算 UGR, S/H = 0.25